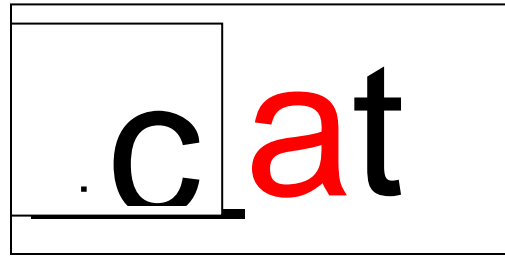
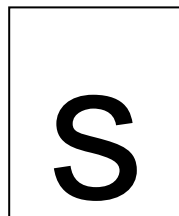
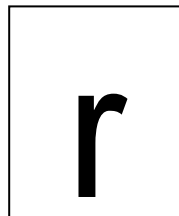
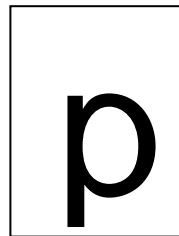



How to Make a Word Family Flip Book  
Cut out individual letters and larger rectangle along solid lines.



Make a pile (of letters) and staple on left side of the rectangle.



Encourage your beginning reader to 'build' on her understanding that c-a-t spells cat by changing the initial consonant (the first letter) and creating many more words. Before long, she'll be reading the entire 'at' family.

Note: vowels are shown in red, to help your child differentiate them from consonants. You do not need to explain this to a beginning reader.