


# Hey! Diddle Diddle


Hey! Diddle diddle,  
the cat and the fiddle



The cow jumped over the  
moon.


The little dog laughed  
to see such sport,

And the dish ran away  
with the spoon.



# Hey! Diddle Diddle


Hey! Diddle, \_\_\_\_\_  
the cat and the fiddle



The cow jumped over the  
\_\_\_\_\_.

The little dog laughed  
to see such \_\_\_\_\_,

And the dish ran away with  
the \_\_\_\_\_.








moon

diddle

spoon

sport

# Hey! Diddle Diddle



The little dog laughed  
to see such sport,

And the dish ran away  
with the spoon.

The cow jumped  
over the moon.

Hey! Diddle diddle,  
the cat and the fiddle

Sharing nursery rhymes with your child is a great way to [reinforce rhyming](#) and [rhythm](#) as well as present [new vocabulary](#). In addition, your child will be introduced to [characters](#) and [stories](#) he/she will encounter again and again. After reading a nursery rhyme, ask a beginning reader to circle the rhyming words and/or underline all the words that begin with a certain letter (i.e. B). On page 2 of this PDF, a beginning reader can cut out the (rhyming) words and glue them in the right places. Pages 3 and 4 provide an opportunity for your child to cut out the lines of the rhyme and glue them, in order, to page 3. Your child may enjoy creating his or her very own book to 'read.'